



# just one problem...

## she's not a doctor, or a nurse!

Anyone can walk into your hospital or retirement residence wearing a medical smock. Only with Photo Identification will your patients be able to tell who belongs and who doesn't.

Give your patients the peace-of-mind and reassurance they need with the added security of Photo ID!

For more info call 1-800-387-7031.

---

**iDenticam**

---

# Identicam

Part of GE  
Security




## Three is not a crowd!

Three is NOT a crowd when you get three-in-one!

This 3-in-1 punch switches from slot punch (9/16 x 1/8") to one-hole punch (1/4" round) to round corner punch. The center guide adjusts for accurate hole centering.

Punch your plastic or laminated ID cards, or up to 18 sheets of 20 lb. bond paper. Plus, the handle locks down for easy storage.

Get more info at 1-800-387-7031.



F45-SLO-ETG



imagination at work

Identicom

Part of GE  
Security



the hard way...  
there is a better way!



imagination at work

# the easy way!

## TEMPbadge visitor badges

Do your visitors walk out the door and forget to return their visitor badge?

Unlike regular visitor badges, TempBadge changes colour, signaling expiration. Depending on the Tempbadge you choose, pink lines appear across the badge within 12 hours, or the badge turns blue when exposed to daylight.

Choose from plain white labels or pre-printed visitor, vendor, temporary or contractor badges that are colour-coded for quick recognition.

Make sure you're secure — the easy way!

### **It's easy with manual or computer-based systems!**

Identicam has a visitor management system to meet your needs and budget!

The Visitor Sign-In system is a complete manual entry system — as you fill out the log, the information is simultaneously transferred to the badge. You keep the log — the visitor takes the badge.

Or, if you'd like the speed and efficiency of a computer-based system then we have a system to meet your needs and your budget!

**For more info call 1-800-387-7031.**



The TEMPbadge visitor badge expires automatically!



The TEMPbadge one-step, log-in system will streamline your reception area.

# computerized visitor systems keep confidential information from prying eyes

Computerized visitor management systems streamline front desk functions, increase security, prevent loss or damage by unauthorized visitors, keep confidential visitor information out-of-sight and present a professional corporate image for your guests.

Just scan a business card and the person's name and information are displayed on your screen! Then just click print and a visitor badge is created on a label printer using either plain labels or expiring TEMPbadges.

For large numbers of visitors or special events, you can pre-register visitors and have their badge ready when they arrive.

With a computer-based system, you can produce reports to see exactly when anyone visited and for how long — without searching manually through numerous log books. Now you can confirm when contractors came and left to verify invoices — quickly and easily!

And, if there's an emergency, press a single key to print a report immediately to see who's still in the building.

Trust Identicam for all your ID needs including employee Photo ID, cameras and accessories!

**Streamline your reception area today by calling Identicam at 1-800-387-7031.**



A computer-based visitor system keeps your visitor information confidential!

The image shows three overlapping screenshots of the Identicam software interface. The top screenshot is titled 'Visitor by Reason' and shows a table with columns for 'Visitor Name', 'Reason', 'In/Out Time', and 'Status'. The middle screenshot is titled 'Visitor by Date' and shows a table with columns for 'Date', 'Visitor Name', 'In/Out Time', and 'Status'. The bottom screenshot is titled 'Visitor Log' and shows a detailed table with columns for 'Date', 'Time', 'Visitor Name', 'In/Out Time', 'Status', and 'Room'. Each screenshot also includes a 'Print' button and a 'Refresh' button.

Produce reports quickly and easily without searching through numerous guest books!

**Head Office - Toronto**

11-30 Royal Crest Court

Markham, Ontario

Canada, L3R 9W8

T (905) 513-0373

F (905) 513-0376

Toll-Free: 1-800-387-7031

**Ottawa**

8 Hearst Way

Kanata, Ontario

Canada, K2L 2P4

T (613) 569-8255

F (613) 837-2214

Toll Free: 1-800-387-7031

**Vancouver**

7989 Enterprise Street

Burnaby, British Columbia

Canada, V5A 1V5

T (604) 998-5000

F 1-800-287-7788

Toll Free: 1-800-387-7031

**Montreal**

9290, boul. des Sciences

Anjou, Québec

Canada, H1J 3A9

T 1-800-387-7031

F 1-800-287-7788

**Calgary**

300-400 5th Avenue SW

Calgary, Alberta

Canada, T2P 0L6

T (403) 303-2501

F (403) 242-1110

Toll-Free: 1-800-387-7031

**Quebec City**

390 Saint-Vallier St. E.

Suite 5501

Québec, PQ

Canada, G1K 3P6

T 1-800-387-7031

F 1-800-287-7788

**For more info or a free demo call 1-800-387-7031**



imagination at work



# *One-Card* **SOLUTIONS**

***for Time and  
Attendance, Door  
Access and Photo ID***

*by Newman Mallon*



**W**hen considering a new time and attendance system, you should also consider other systems that can also be incorporated. Perhaps employees now have one card for door access, another for employee identification and another punch or swipe card for recording time and attendance.

All of these can be combined on one card to save the time and money associated with issuing and keeping track of a multitude of cards.

Bar Codes and magnetic striping can both be added to identification cards, to record time and attendance as well as to allow or deny access to a building when the card is passed by a reader near the door. Proximity and smart cards can also be used for this purpose and can be combined with Photo ID.

The advantages and disadvantages of each are outlined below.



“Which system you  
use depends a lot  
on what you might  
currently have...”

### Magnetic Striping

The most popular type of access card uses magnetic striping, similar to your debit or credit cards. These require physical contact with a reader, just like your credit or debit card must be swiped to be read. Encoding the magnetic strip is not difficult but requires special equipment, or cards can be purchased already encoded. In order to read the pass code to copy it, you also need special equipment, making it difficult to duplicate. At a cost of \$1.00 to \$2.00, this type of card offers the best security for the price.

### Proximity Card

A step up from the mag stripe is the proximity card. The proximity card offers the advantage of allowing access by just passing the card close to a reader. It is also much more difficult to duplicate than the mag stripe, requiring even more sophisticated equipment.

The proximity card contains a wire and a small memory chip. The electronic field around the reader always emits an energy field. When the card is passed

close to the reader, the wire absorbs some of the energy and activates the card. The memory chip sends an activation number or code back to the reader for verification and access. Since power is obtained from the reader, the card does not need a battery. The main advantages of the proximity card are that it's more difficult to duplicate and it can be held close to the reader without actual physical contact or swiping. However, this comes with a price tag of about \$5.00 to \$6.00 per card.

### Bar Codes

The bar code is the least expensive method, but is also the least secure. They can easily be added to the card design by many card design software programs. Primarily developed for inventory control and fast checkouts at retail counters, bar codes originally had to be swiped like magnetic stripe cards. Now, of course, just like the supermarket, ultra-violet readers allow reading if the bar code is passed close to the reader. Bar coding is far easier to duplicate than magnetic stripe encoding.



**Need An ID System That Won't Let You Down?**

## IDenticam To The Rescue!!!

Combine all your cards including Photo ID, time & attendance, door access and parking onto one card! Bar codes, magnetic stripes or proximity cards — IDenticam's one-card solution can integrate it all for you!

**Call today for your free “IDenticam to the Rescue” coffee mug, badge reel, printer magnet and information kit!**

**1-800-387-7031** [www.identicam.com](http://www.identicam.com) [sales@identicam.com](mailto:sales@identicam.com) **IDenticam™**  
S Y S T E M S



### Smart Cards

Smart Cards provide greater memory capability and as a result, greater security. Because of the greater memory capacity, it can also be used as an e-cash card. It is used in many universities and colleges, to provide dorm, library, athletic, photocopy and meal privileges.

However, for most business purposes smart cards are not used because of the cost of implementation and e-cash capabilities are not often required.

### Customizing the System

Proximity, bar coding and magnetic striping basically provide an identification number or code when a card is swiped or activated. Codes or numbers can be customized to identify the office site, facility, department and ID number of the employee.

For time and attendance, the time and employee information is recorded. For door access, access information is kept on the central processor for access to specified areas. This allows you to change access parameters for a particular person at any time. Or, if a disgruntled employee leaves with a card, all access can be denied.

### Which to Use?


Which system you use depends a lot on what you might currently have. Photo ID can be added to a proximity card by printing on a thinner plastic card with an adhesive back that can be applied to the proximity card. If you already have a time and attendance system that uses mag stripes, magnetically-striped cards can be purchased to print on a digital ID printer. Or, bar codes can be added by card design software that works with digital ID printers.

If your current time and attendance system is working well, think of combining it with Photo ID. Or, if you wish to add door access, find a security system

dealer who can help you with your building security.

While reviewing your time and attendance system, it will save time and money down the road to examine your security and ID systems as well. ■

*Newman Mallon is Director of Marketing for IDenticam Systems Canada Ltd., a leading Canadian supplier of photo identification and Smart Card products. For more information, call 1-800-387-7031, e-mail nmallon@identicom.com or visit [www.identicom.com](http://www.identicom.com).*



## Payroll Infoline

### Get Answers to Your Questions Today!

Where else can your payroll questions be answered in a timely and accurate fashion, not to mention with over 100 years of combined payroll experience?

Our toll-free telephone and email hotline is offered in both English and French, and ONLY to CPA members. The CPA's Payroll InfoLine Consultants answer over 18,000 calls annually.

**We are available to help you Monday through Friday, 8am to 5pm EST.**

**Toll Free ..... 1-800-387-4693**  
**Local ..... 416-487-3380 x772**  
**E-mail ..... [infoline@payroll.ca](mailto:infoline@payroll.ca)**

**Contact us today!**

THE CANADIAN  
PAYROLL  
ASSOCIATION

**CPA  
ACP**

L'ASSOCIATION  
CANADIENNE  
DE LA PAIE



Your greatest designs made easy...

Discover how at CAD EXPO CANADA



AUTOCAD

COMPU**SERVE**

**CAD EXPO**


C A N A D A





*Ben Johnson*

**CAPTURE YOUR SHARE OF THE GOLD**



**TOSHIBA**



## **Discover How You Can Share in the Gold**

Discover how you can share in the Compuserve/Toshiba Gold Promotion by attending one of six MicroShows being held across Canada. Learn how you can win a trip for two to the summer Olympics in Seoul, Korea, or one of 86 Toshiba T1000's. Plus you'll find out how you can save money between June 1 and August 31, 1988, by purchasing your outstanding Toshiba dot matrix printers, laser printers and portable computers through Compuserve. You can earn gold awards for your sales efforts too!

Join us at our Gold Promotion launch meetings and enjoy hot and cold hors d'oeuvres, cheese and refreshments. Discover how you can share in the Gold!

**Please invite your staff as well!**

## **Go for the Gold**

Gold -- the symbol of excellence. Go for the Gold by purchasing Toshiba products from Compuserve between June 1 and August 31, 1988. You'll get the excellence of quality Toshiba products, and earn gold certificates that you can redeem for gold awards! Keep them for yourself, award them for your salespeople's efforts or present them as a token of your appreciation to a customer. Whatever you do, your gold awards will always be a valued treasure! Learn how you can participate by attending a Toshiba MicroShow or call your Compuserve Sales Representative today!

### **VANCOUVER**

June 2, 1988, 4:30 p.m.  
Sheraton Plaza  
R.S.V.P. —  
Sue Benedictson (604) 273-7922

### **CALGARY**

June 1, 1988, 4:30 p.m.  
Delta Bow Valley Hotel  
R.S.V.P. —  
Trevor Shaw (403) 291-2727

### **TORONTO**

June 1 & 2, 1988, 4:30 p.m.  
Skyline Triumph Hotel  
R.S.V.P. —  
Cathy Jenkins (416) 477-8087

### **OTTAWA**

June 1, 1988, 4:30 p.m.  
Holiday Inn (Market Square)  
R.S.V.P. —  
Rick Pancham (613) 723-8088

### **MONTREAL**

June 2, 1988, 4:30 p.m.  
Holiday Inn (Pointe Claire)  
R.S.V.P. —  
Josée Dumas (514) 745-1690



# Security You Can See



**Visitor Management Made Easy!**

---

**iDenticam**





# The Expiring Visitor Badge Changes Colour Within 24 Hours!

*Do your visitors walk out the door and forget to return their visitor badge?  
Are visitors sometimes left in your building unattended?*



Unlike a regular visitor badge, TIMEbadge® changes colour within one day, signaling expiration. The visible colour change prevents reuse or transfer, eliminating the need to collect badges as the visitor leaves. TIMEbadge visitor badges from Identicam are available as manual or computer printable badges:

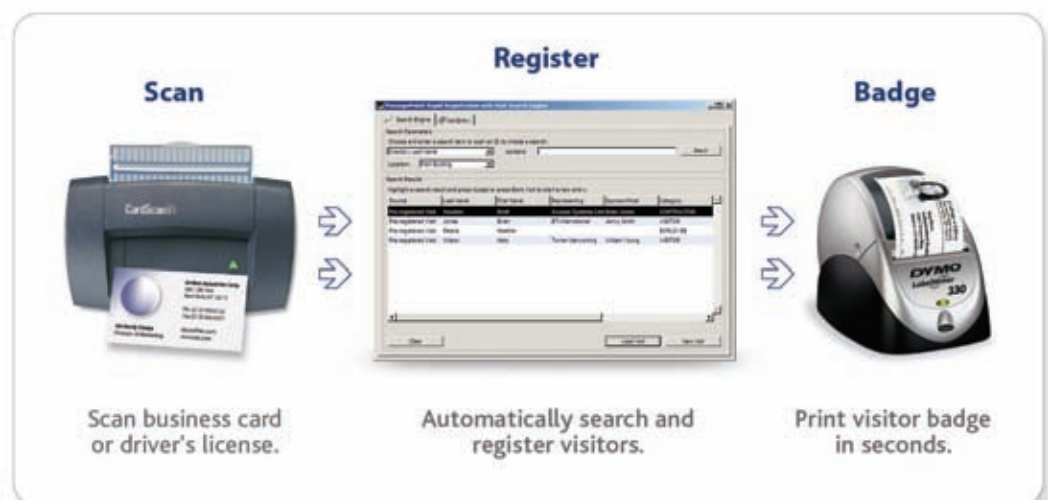
- Issue badges quickly and easily
- Increase your visual security
- Produce professional-looking custom visitor badges
- Choose from blank stock to customize your own badges or pre-printed stock:  
Visitor, Vendor, Temporary, Contractor

*Any other visitor badge is just a label that could be used to gain entry another day!*


## Scan, Register and Badge - Easily!

Computerized visitor system from Identicam Systems®

Just scan the visitor's business card and the information appears on your screen. Add any other information, then click print and you'll have a professional looking badge in seconds!







# Always Know Who's In Your Building! Or, Who Has Been in Your Building!

PassagePoint enables you to quickly check visitors in and out. With PassagePoint, you'll never have to store and sift through guest books to find the information you need. Just key in a name or date, and the information appears on your screen in seconds. Use one of the many report templates to print exactly the information you need.

With PassagePoint you can:

- Design and print professional looking visitor badges
- Quickly identify undesirable visitors through photos or alerts
- Scan business cards or other identification
- Search and print detailed reports by name, date, time or other criteria
- Verify invoices by confirming when contractors arrived and left
- Pre-register visitors to reduce waiting times
- Optional interactive kiosk allows visitors to register themselves
- Eliminates the need for paper forms and storage
- In case of emergencies PassagePoint will print a report with one click

**PassagePoint**»



## Manual Badge & Log-in System Saves Time!

The manual Visitor Sign-In system is a complete entry system — as you fill out the pre-printed log, the information is simultaneously transferred to the badge. The visitor takes the badge — you keep the log!

- The log captures important visitor data such as name, destination, time of entry, and more!
- Logsheets and badges are easy to align and designed to stay in place
- The badge is temporary, but the log is permanent!



**Visitor**



**iDenticam**

# **Identicam Systems Inc.**

## **Offices In:**

- Vancouver
- Calgary
- Toronto
- Ottawa
- Montréal
- Québec

**1-800-387-7031**

**[www.identicam.com](http://www.identicam.com)**

**[sales@identicam.com](mailto:sales@identicam.com)**



**VM-05-06**



# Prevent Downtime!

**Learn How to Maintain, Troubleshoot &  
Diagnose Your Specific Model of ID Printer.**

Prevent downtime and possible repair costs by learning how to maintain, diagnose and troubleshoot your Photo ID Printer.

Half-day or full-day interactive workshops are available that will provide you with the training to maintain, service and support your printer and ID system. You'll learn:

- troubleshooting your card printer model
- proper cleaning/maintenance procedures
- general servicing details
- printer diagnostics
- printer configurations

This course is offered at our Markham, Ontario office and includes both hard and soft copies of training material that you can take back to your site. Call today for more details!

**For more information, please call 1-800-387-7031, extension 2414.**

## iDenticam

**Identicam Systems Inc.**

1-800-387-7031 • [www.identicam.com](http://www.identicam.com) • [sales@identicam.com](mailto:sales@identicam.com)

PTR307